



shawacademy

Online Education Guide

FREE 30 DAY TRIAL

- ✓ Try 1 Course Free
- ✓ Live Webinar & Recordings
- ✓ No Credit Card Required
- ✓ E-Diplomas
- ✓ Course Tool Kits
- ✓ Weekly Assignments
- ✓ Premium Support
- ✓ Access for 30 Days

What type of
Member am I?

PREMIUM

- ✓ Access to All Courses
- ✓ Live Webinar & Recordings
- ✓ Cancel Anytime
- ✓ E-Diplomas
- ✓ Course Tool Kits
- ✓ Weekly Assignments
- ✓ Premium Support
- ✓ 4 Payment Options

Live Webinars



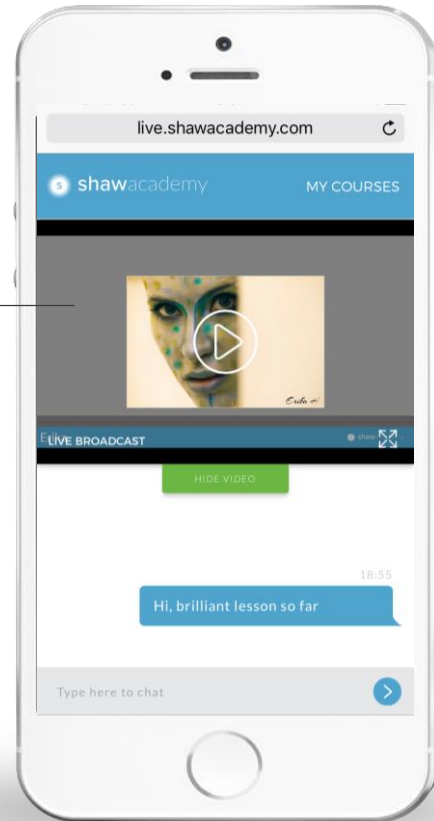
Join the live lessons

Joining a live lesson is simple. You can click the link in your reminder emails (see page 5) or click the Go To Webinar button in your members area (see page 11)

Live Webinars – Phone/Tablet

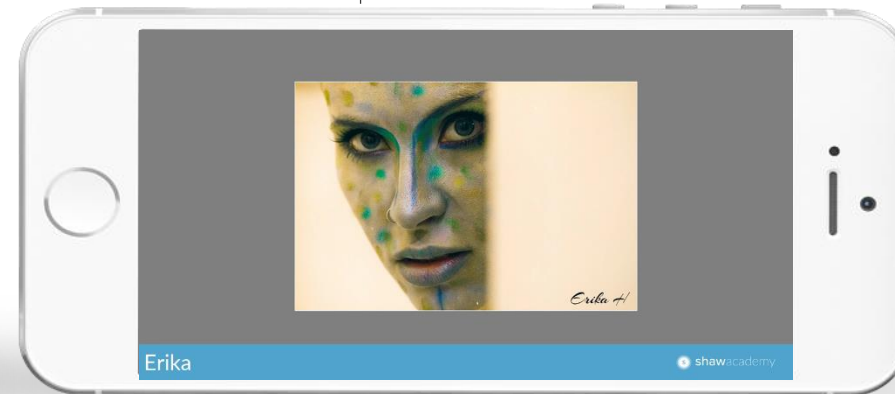
View in vertical mode

Watching the webinar in vertical mode allows you to view the webinar and also interact through the chat box



View in horizontal mode

Enjoy the webinar in full screen mode by turning your phone or tablet horizontal



Live Lesson Reminders



24 Hour Reminder

24 hours before each lesson you will receive an email reminding you about your next live lesson. The email will also contain a link to your members area



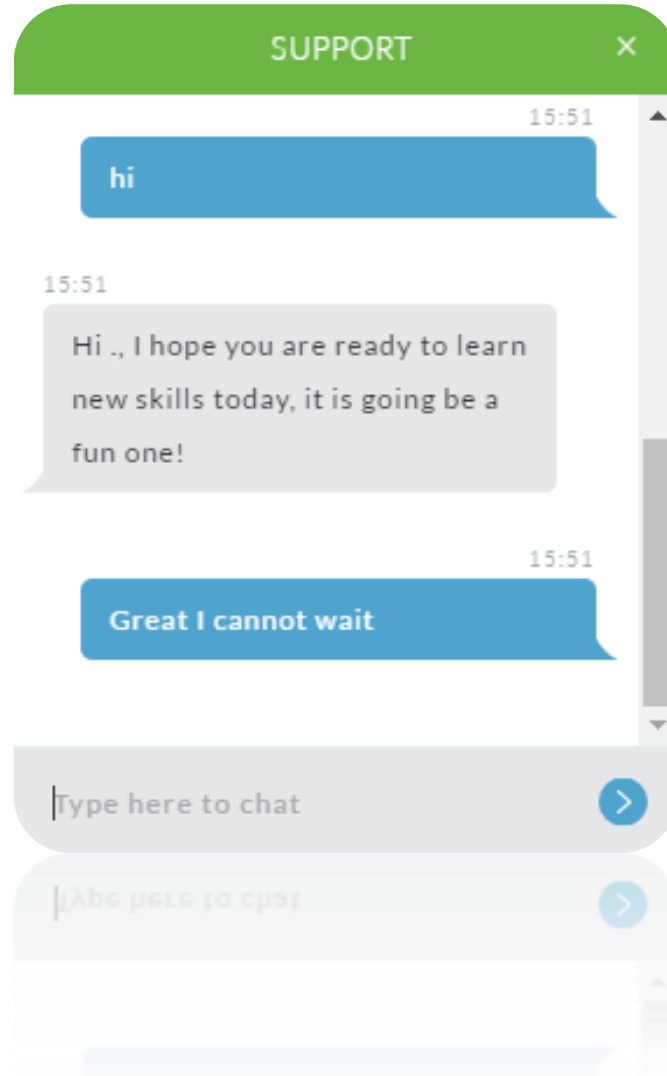
1 Hour Reminder

1 hour before your each live lesson you will receive an email reminding you that the lesson is starting soon. The email will also contain a link to take you to the live lesson

Never Forget a Lesson

Live Webinars - Interaction

COMMENT
&
ASK QUESTIONS



WEBINAR
CHAT BOX

Priority Queuing
Premium Members get prioritized support

Live Webinars - Interaction

Muted Microphones




Your microphone is muted during the live webinars so that you can only hear the educator's voice and are not distracted

Live Lessons

Live lessons typically run 50 – 60 minutes.

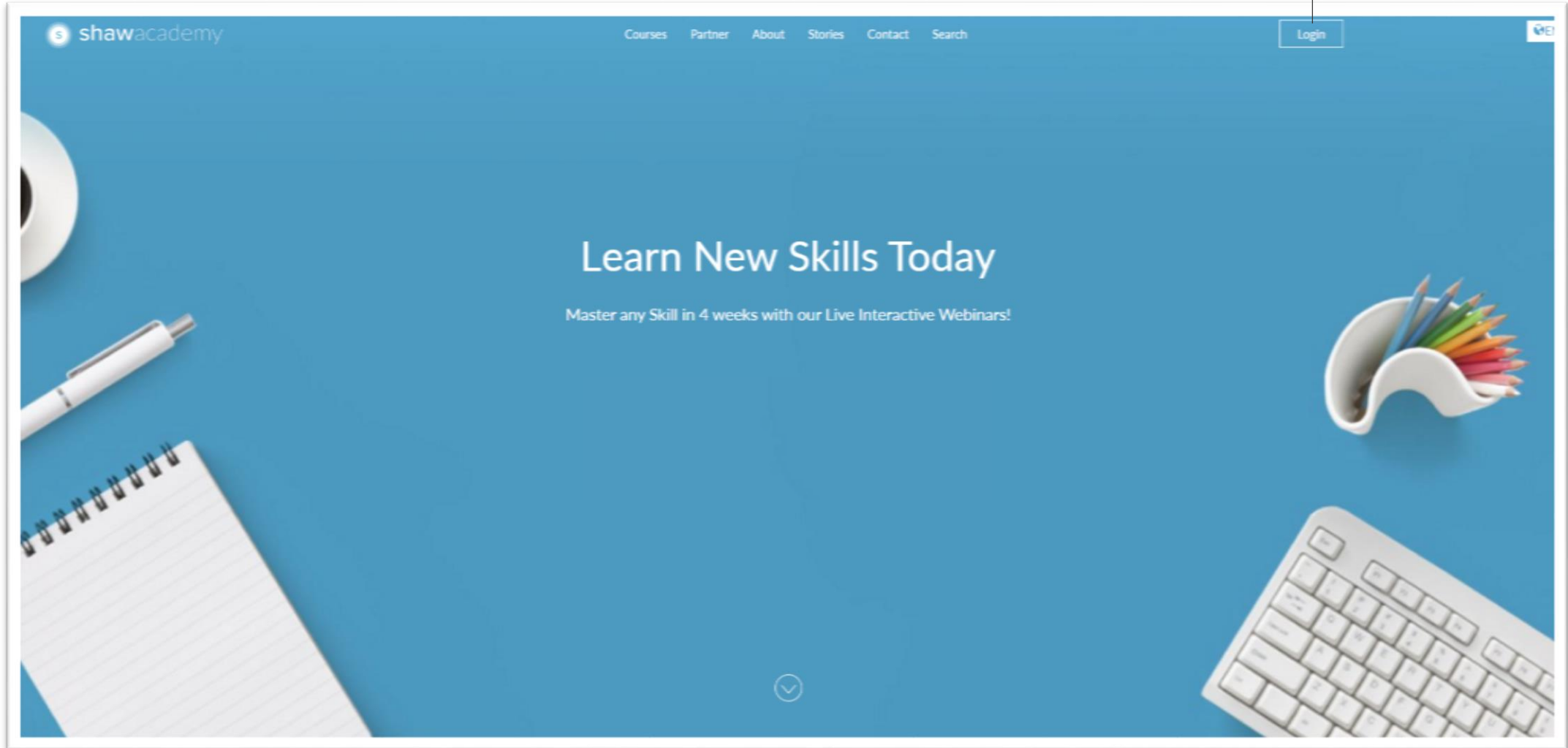
Bonus Q&A

At the end of every webinar the educator will do a bonus Q&A session to help answer your lesson related questions. This additional 15 - 20 minutes of bonus Q&A content is provided for those who would like to stay

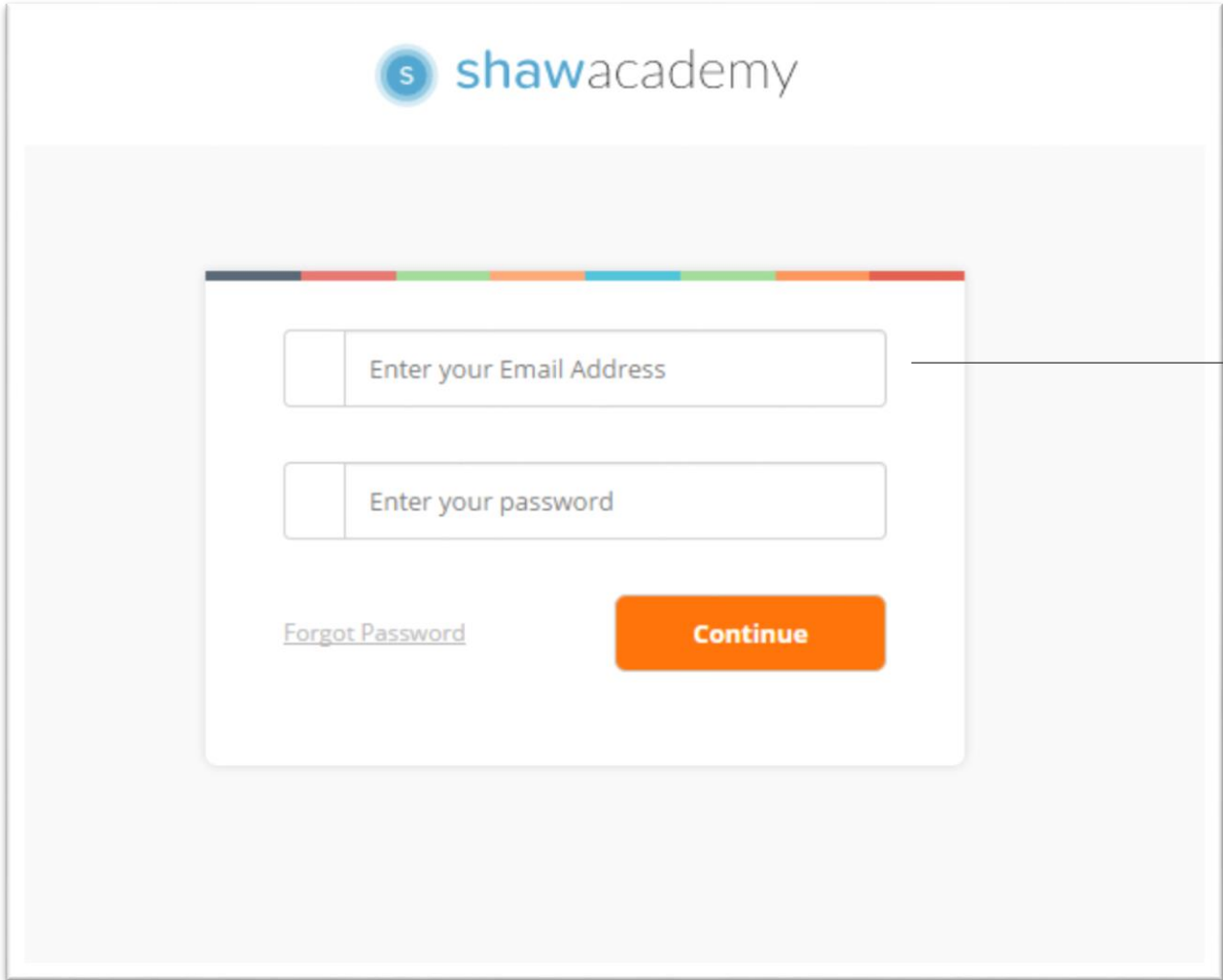


Members Area - Login

• Login button



Members Area - Login



- **Login details**

You will be prompted to enter your login details. This will be your email address and the password you created at the time of registering for the course

Members Area

My account

This section contains the information related to your account

Add course

If you are already a Shaw Academy Premium Member then you can add any of our foundation and advanced courses through the add courses area



Course listing

Here you will see the course you are currently attending and date on which the course started

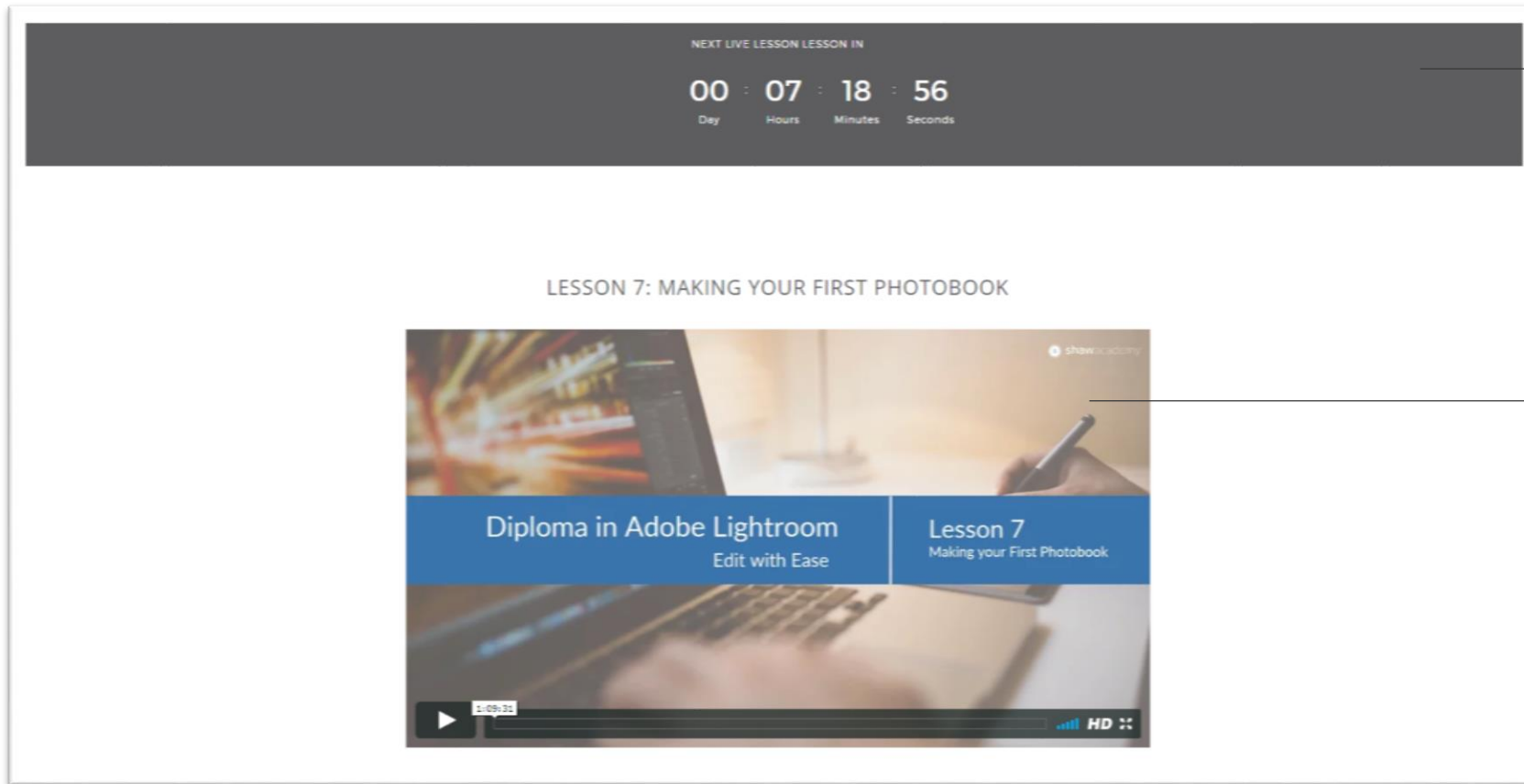
View recordings

Clicking the view recordings button will take you the page where you view recordings of previous lessons

Go to webinar

Clicking the Go To Webinar button will take you through to your next live lessons

Members Area – Lessons and Recordings



• **Countdown to your next live lesson**

• **Watch the most recent lesson**

At the top of your members area you will see a recording of the most recent lesson from your current course. Recordings appear in your members area within 24 hours of the live lesson

Members Area – Lessons and Recordings

Missed a live lesson

The exclamation symbol indicates you have missed the lesson live

Attended a live lesson

The tick symbol indicates that you attended the lesson live

LESSONS	ASSIGNMENTS	TOOL KIT
Lesson 1: Getting Organised		Missed Live Webinar WATCH RECORDING
Lesson 2: Creative Editing		Missed Live Webinar WATCH RECORDING
Lesson 3: Precision Enhancements		Missed Live Webinar WATCH RECORDING
Lesson 4: Explore the worlds of Colour and Black & White		Missed Live Webinar WATCH RECORDING
Lesson 5: Powerful Lens Correction		
Lesson 6: Edit with Speed		
Lesson 7: Making Your First Photobook		Missed Live Webinar WATCH RECORDING
Lesson 8: Reveal the Detail		STARTING IN 7:16:51

Watch lesson recordings

Catch up on the recording if you missed the live lesson or go back to re-watch it again. Simply click to take you to the video

Next live lesson countdown

Join the live lesson

Click on the lesson name to be taken through to the live lesson

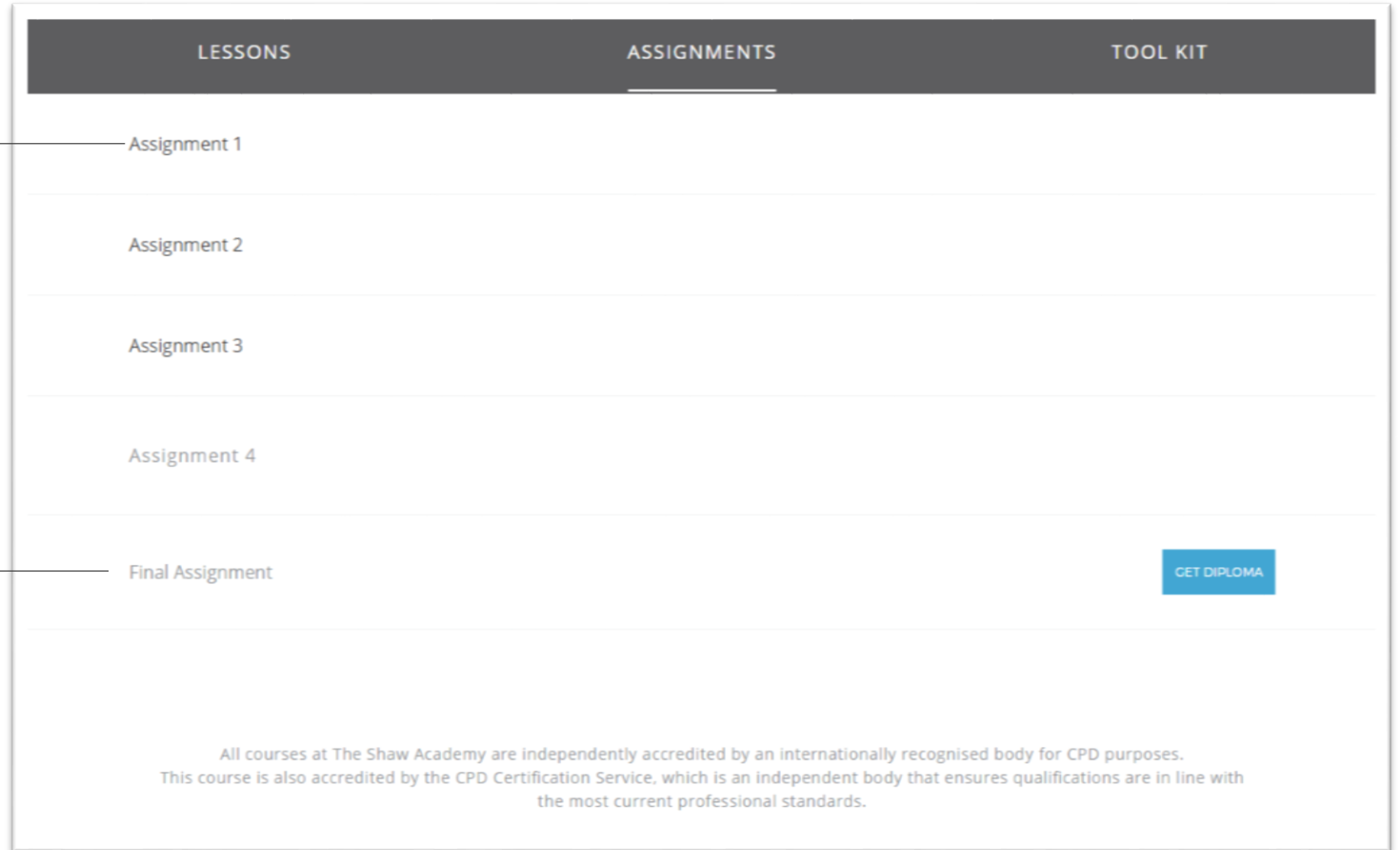
Members Area - Assignments

Weekly Assignments

Your course will have an assignment for each week of the course. These are designed to help you test and retain your knowledge. They do not count towards the final assignment and Diploma

Final Assignment

At the end of the course you will have the option to complete a final assignment and gain the Diploma for your course. This becomes active after the final lesson



LESSONS	ASSIGNMENTS	TOOL KIT
	Assignment 1	
	Assignment 2	
	Assignment 3	
	Assignment 4	
	Final Assignment	GET DIPLOMA

All courses at The Shaw Academy are independently accredited by an internationally recognised body for CPD purposes. This course is also accredited by the CPD Certification Service, which is an independent body that ensures qualifications are in line with the most current professional standards.

Diploma

At the end of each foundation course you will have the option to complete the final assignment and receive an E-Diploma or Hard Copy Diploma

The Final Assignment is available after the last lesson of the course

100 Questions with 2 hour time limit

Pass = 50%

Merit = 70%

Distinction = 85%



Members Area - Toolkits

Starter pack

All students attending the course will receive an exclusive starter pack containing additional course resources

Webinar slides

See page 17

Summary notes


See page 17

Bonus Lessons

See page 17

LESSONS	ASSIGNMENTS	TOOL KIT
		STARTER PACK
		WEBINAR SLIDES
		SUMMARY NOTES
		BONUS LESSONS

What's in the Course Toolkit?



- **Webinar Slides**

Webinar slides will help review each lesson and serve as strong visual references

- **Lesson Summary Notes**

Retain the information from your course for far longer by having lesson summary notes. Always have the information to hand by printing out your notes for future reference

- **Bonus Lessons**

Bonus videos expand on the material covered in the lessons and delve deeper into subjects



shawacademy

Enjoy Your Course